

Title 1 Annual Parent Meeting and Open House Quick Reference

For more information on the topics covered this evening, please visit the following websites:

Title 1

<http://www.polk-fl.net/districtinfo/departments/learning/title1/default.htm>

<http://drneroberts.polk-fl.net/> Compact and Parent Family Engagement Plan

The Parent Involvement Notebook, or PIN, in the front office has a copy of our 15-16 SPAR and other parent information and resources.

Testing

<http://www.polk-fl.net/parents/testing/default.htm>

<http://fsassessments.org/>

Core Essential Values

<http://coreessentials.org/>



Thank you for attending the Title 1 Annual Parent Meeting and Open House!

If you would like a printed copy of any of tonight's materials please email diana.clopton@polk-fl.net

Title 1 Annual Parent Meeting and Open House Quick Reference

For more information on the topics covered this evening, please visit the following websites:

Title 1

<http://www.polk-fl.net/districtinfo/departments/learning/title1/default.htm>

<http://drneroberts.polk-fl.net/> Compact and Parent Family Engagement Plan

The Parent Involvement Notebook, or PIN, in the front office has a copy of our 15-16 SPAR and other parent information and resources.

Testing

<http://www.polk-fl.net/parents/testing/default.htm>

<http://fsassessments.org/>

Core Essential Values

<http://coreessentials.org/>



Thank you for attending the Title 1 Annual Parent Meeting and Open House!

If you would like a printed copy of any of tonight's materials please email diana.clopton@polk-fl.net

Ten Tips for Your Child's Success in School

It should come as no surprise that success — or failure — at school starts at home. How can you ensure your child heads off to school this fall with the best possible foundation? Follow these 10 tips and watch your child thrive.

Enforce Healthy Habits

To help your child have the best chance at doing well in school, make sure she follows healthy habits at home. **Choose a bedtime that will give your child plenty of sleep**, and provide a healthy breakfast each morning. Encourage exercise, and limit the amount of time she spends watching TV, playing video games, listening to music, or using the computer.

Stick to a Routine

Most kids thrive on structure and will respond well to routines that help them organize their days. Your routines may differ, but the key is to make it the same every day so your child knows what to expect.

Create a “Launch Pad”

It's important to have a single place to put backpacks, jackets, shoes, lunchboxes, and school projects each day. **Rockets** need a “launch pad”! Find a place where your child can keep the items he needs for school each day and keep him organized. Then you'll know right where to find everything during the morning rush.

Designate a Space

At school, your child has a desk or table where she works. There is plenty of light, lots of supplies, and enough room to work. A designated homework space at home makes it easier and more fun for children to complete assignments at home.

Read, Again and Again

The more you read to your child, the better chance he has of becoming a proficient and eager reader. Try to sit down with your child to read a little bit every day, give him plenty of opportunities to read out loud to you.

Learn Always

Home education is a critical part of your child's overall learning experience. Look for ways to teach your child throughout the day. For example, cooking combines elements of math and science.

Take the Lead

Children learn by example. Let your kids “catch” you reading. Sit down and pay bills or do other “homework” while your kids do their schoolwork. If you display a strong work ethic and continually seek out learning opportunities for yourself, your kids will begin to model that same behavior in their own lives.

Talk Often


Do you know how your child feels about her classroom, her teacher, and her classmates? Talk with her about what she likes and doesn't like at school. Give her a chance to express her anxieties, excitements, or disappointments about each day, and continue to support and encourage her.

Expect Success

Perhaps the most important way you can support your child's efforts at school is to expect him to succeed. That doesn't mean that you demand he be the best student or the best athlete or the best artist. Rather, let him know that you expect him to do “his best” so that he'll be proud of what he can accomplish. If you make that expectation clear and provide a home environment that promotes learning, then your child will have a greater chance of becoming the best student he can be.


Reading At Home...

Can Make A HUGE Difference!




Choose Books That Are At An Appropriate Reading Level For Your Child

- ☐ Use the five finger rule. Open the book to any page and ask your child to read. Put up a finger every time your child does not know a word. If you have put up more than five fingers before the end of the page, this book is too hard for your child.
- ☐ Choose books that match your child's likes and interests.




Keep plenty of reading materials in your home: books, magazines, newspapers, and comic books. Children enjoy having a variety of reading materials!

15-20
minutes is
plenty for
a beginning
reader!




How To Read With A Beginning Reader:

- Encourage your child to use his/her finger to point to each word.
- Read a sentence and have your child repeat it.
- Take turns reading a sentence each or a page each.
- Talk about the story as you read it. What do you think will happen next? What does this story remind you of? How do you think this character feels?
- Don't be afraid to read the same book again! Repeated reading helps build reading fluency!



Check For Understanding

- ✓ Start the book by making predictions. What do you think will happen in this story?
- ✓ Ask questions and make comments during the reading process.
- ✓ After reading a book, have your child tell you the events from the story in the correct order.
- ✓ What was the problem in this story?
- ✓ How did the character feel when...?
- ✓ Encourage your child to make connections. Does this story remind you of another book you read, an event in your life, a movie?



Read Books Online!

There are many fun and interactive websites for literacy.

Here are a few FREE online resources:

www.starfall.com

www.speakaboos.com

www.spellingcity.com

www.wegivebooks.org

<http://interactivites.weebly.com>

Dr. N.E. Roberts Elementary School 2017-2018 Student Calendar

This calendar was created to communicate school-related events to students and parents.

Please check our website <http://schools.polk-fl.net/DrNERobertsEL/> for updated information.

(PTO=Parent teacher organization, FTE=Full-Time Equivalent, * Denotes Parent Involvement Activity)

M-Monday, T-Tuesday, W-Wednesday, Th-Thursday, and F-Friday

August		January	
Student Orientation Day	T-8*	Teacher Work Day-No School	W-3
Students Return	Th-10	Students Return	Th-4
September		Portfolio Night 6:00pm	Th-11*
Labor Day-No School	M-4	Dr. Martin Luther King Jr. Holiday-No School	M-15
Title I Annual Parent Meeting and Open House @6:00pm	Th-7*	Early Dismissal @12:30pm	W-24
Early Dismissal @12:30pm	W-13	Family Fitness Day	S-27
Staff Development: Data Day	M-18	February	
Dads Take Your Child to School @7:30am	F-29*	FTE Week (School Funding Week)	M-5-F-9
		Early Dismissal @12:30pm	W-7
October		President's Day-No School	M-19
FTE Week (School Funding Week)	M-9-F-13	Science and Math STEM Night @6:00pm	Th-22*
Early Dismissal @12:30pm	W-11	Staff Development Day	M-26
End of first 9 weeks	W-11	March	
Teacher Work Day (no students)	M-16	Early Dismissal @12:30pm	W-14
Literacy Night: Pirates and Princesses 5:30pm-6:30pm	Th-26*	Spring Book Fair	M-19-F-23
Fall Book Fair	M-10-31 - F-11-3	Spring Fling	F-23
		Spring Break-No School	M-26-F-30
November		April	
Vision Screening	M-6	Daddy Daughter Dance	F-6
Hearing Screening	T-7	May	
Veteran's Day-No School	F-10	Kindergarten Night	T-1
Early Dismissal @12:30pm	W-15	1 st Grade Night	T-8
Thanksgiving Break-No School	M-F 20-24	Spring Music Gala	Th-10
		Teacher Appreciation Week	M-7-F-11
		Memories with Mom	F-11*
December		Early Dismissal @12:30pm	W-16
Media Night @6:00pm	Th-7*	Summer Survival Night	Th-18*
Music Gala	T-12	Spring Dance (3rd-5th)	T-22
Winter Holidays	F-12-22- T-1-2	Last Day for Students	Th-24
		Last Day for Teachers	F-25

2018 FSA/SSA Testing Dates

Writing FSA – 4th & 5th Grade March 6

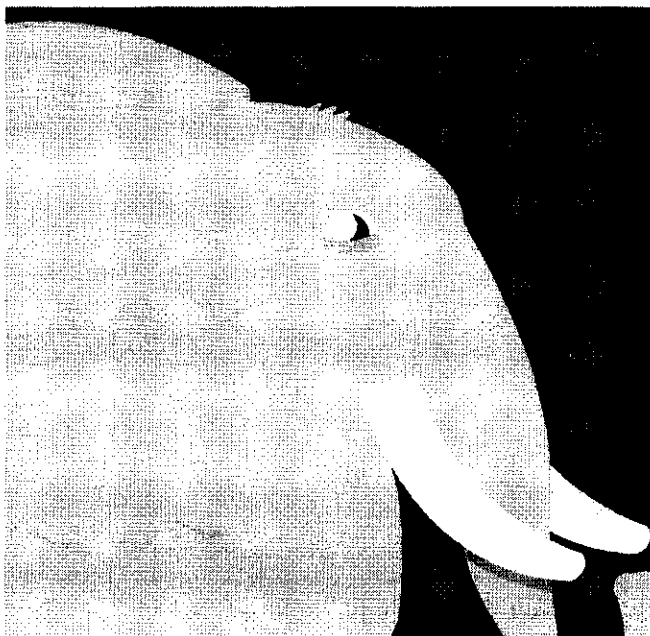
ELA FSA – 3rd Grade April 10 & 11

Math FSA 3rd Grade** April 26 & 27

ELA FSA – 4th & 5th Grade** April 17 & 18

Math FSA – 4th & 5th Grade** April 24 & 25

Science SSA – 5th Grade May 1 & 2



august 2017

RESPECT

ELEPHANT

GRAY

SAY IT:

Respect is showing others they are important by what you say and do.

KNOW IT:

Ask a kid:

- How do you show respect to others?
- Think of a time you have been respectful to your parents and an example of when you have not been respectful to your parents.

Ask a grown up:

- What does it feel like to be respected?
- What are some respectful behaviors?
- Describe one person you respect in your life. What does this person do or say to earn your respect?

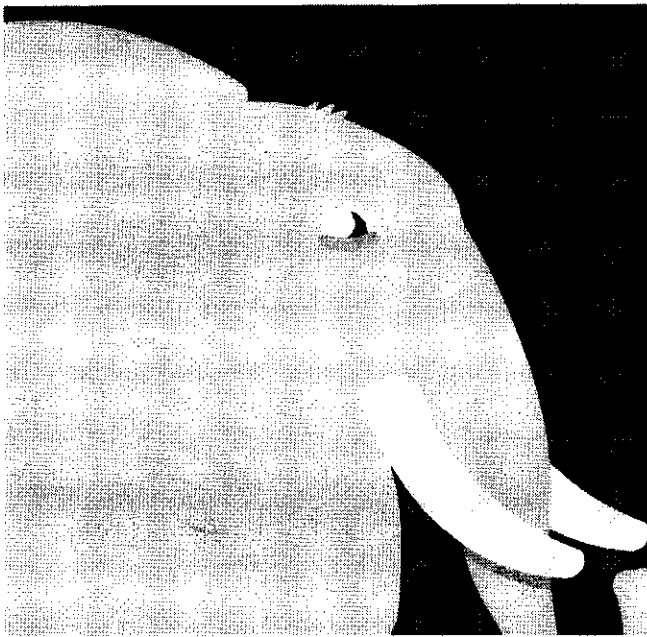
SEE IT:

Respect is shown for families who have lost loved ones during funeral processions. Individuals operating vehicles traveling down roads are expected to pull off to the side and stop when a hearse and following vehicles pass by. This small gesture demonstrates a huge act of respect for the family and for the person who has passed away. It is commonly referred to as "paying respects" to the dead.

Another example of respect is demonstrated at the beginning of the majority of major sporting events. Prior to play, the announcer asks the fans to rise and remove their hats as "**The Star Spangled Banner**" is played. This act of respect is to honor those who have sacrificed in order to protect the freedom of the United States of America.

BE IT:

Choose a weekend sometime this month to focus as a family on respecting your community. Hit the side streets and roads in your town and pick up trash. Stress the importance of respecting yourself, your neighbors and the earth by protecting and keeping your community clean.



agosto 2017

RESPECTO

ELEFANTE

GRIS

DILO:

Mostrando a otros que son importantes por lo que dices y haces.

CONÓCELO:

Pregunta a un niño/a:

- ¿Cómo muestras respeto a otros?
- Piensa en la vez que fuiste respetuoso con tus padres y da un ejemplo de cuando no fuiste respetuoso con ellos.

Pregunta a un adulto:

- ¿Qué se siente ser respetado?
- ¿Cuáles son algunos comportamientos de respeto?
- Describe una persona que respetas en tu vida. ¿Qué hace esa persona o que dice para ganar respeto?

MIRALO:

Se muestra respeto por las familias que han perdido a un ser amado, especialmente en las procesiones de los funerales por las calles. Aquellos individuos que operan un vehículo, cuando la procesión está pasando, se espera que se pongan a la orilla de la calle y paren para dejar pasar a la procesión. Este pequeño gesto demuestra un acto enorme de respeto por la familia y la persona que ha fallecido. Esto es lo que comúnmente se dice "pagar respeto" a los muertos.

Otro ejemplo de respeto es demostrar que al inicio de la mayoría de eventos deportivos americanos. Antes de jugar, el anunciador pide a los fans que se levante y se retiren los sombreros cuando el himno nacional se toca. Este acto de respeto es para honrar aquellos que se sacrificaron para proteger la libertad de los Estados Unidos de América.


HAZLO:

Escoge un día de la semana para enfocarte en familia en respetar tu comunidad. Anda por las calles y pistas de tu pueblo y recoge la basura. Indica la importancia de respetar a ti mismo, tus vecinos y la tierra protegiendo y manteniendo tu comunidad limpia.

August 2017 | ELEPHANT

RESPECT

Showing others they are important
by what you say and do



Care

CareEssentials.org
© 2019 CORE ESSENTIALS, INC.
ALL RIGHTS RESERVED